



ಬೃಹತ್ ಬೆಂಗಳೂರು ಮಹಾನಗರ ಪಾಲಿಕೆ
Bruhat Bengaluru Mahanagara Palike



BBMP COVID-19 WAR ROOM 25.04.2023

BBMP / COVID-19 WAR ROOM / BULLETIN – 1128/ 25.04.2023 / #BBMPfightsCOVID19



OVERVIEW OF COVID-19 IN BENGALURU

CASE TRENDS ACTIVE CASES **1,253**

<u>Confirmed Cases</u>	<u>Recovered Cases</u>	<u>Death Cases</u>
177 18,84,907 [#]	184 18,66,658 [#]	0 16,996 [#]

HOSPITALIZATION **50**

<u>ICU – V</u>	<u>ICU</u>	<u>HDU</u>	<u>General</u>
1	14	2	33

INCLUDES GOVT. QUOTA AND PRIVATE WALK-IN HOSPITALIZATION

VACCINATION **17** 2,07,00,210[#]

<u>First Dose</u>	<u>Second Dose</u>	<u>Precaution Dose</u>
4 96,89,741 [#]	8 95,11,497 [#]	5 14,98,972 [#]

TRIAGING

MTU
5

Tele Triage
169

ACTIVE CZs

0

MCZs (< 5 cases)
0

Clusters (> 5 cases)
0

TESTING **6,014** 3,23,07,737[#]

<u>RAT</u>	<u>RTPCR</u>
2,458	3,556

Positivity :5.13%
*FOR LAST 7 DAYS

: indicates cumulative numbers till date



ABSTRACT OF COVID-19 SCENARIO IN BENGALURU



	MALE			FEMALE			TRANSGENDER			TOTAL		
	Last 24 Hours	Last 7 Days	Cumulative	Last 24 Hours	Last 7 Days	Cumulative	Last 24 Hours	Last 7 Days	Cumulative	Last 24 Hours	Last 7 Days	Cumulative
Positive Cases	83	813	11,11,016	94	783	7,73,695	0	0	196	177	1,596	18,84,907
Recovered Cases	108	896	10,98,052	76	813	7,67,476	0	0	187	184	1,709	18,66,658
Death Cases	0	0	10,765	0	0	6,227	0	0	4	0	0	16,996
Total Tests Done	In Last 24 hrs. : 6,014			In last 7 days : 31,094			Cumulative : 3,23,07,737					
Vaccine Doses Administered	In Last 24 hrs. : 17			In last 7 days : 166			Cumulative : 2,07,00,210					
ACTIVE CASES									1,253			

*Covid deaths occurred today : 00 | Covid deaths occurred beyond last 24hrs., reported today : 00

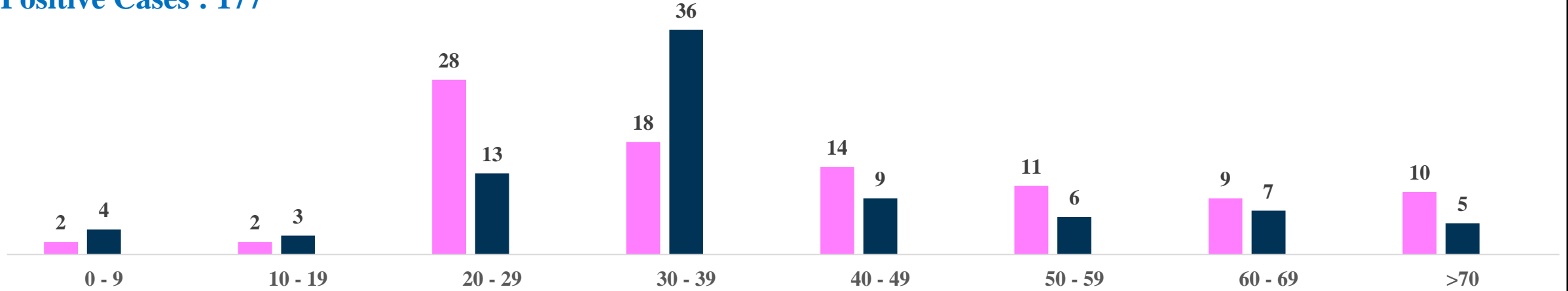


LAST 24 HOURS AGE GROUP AND GENDER WISE DISTRIBUTION

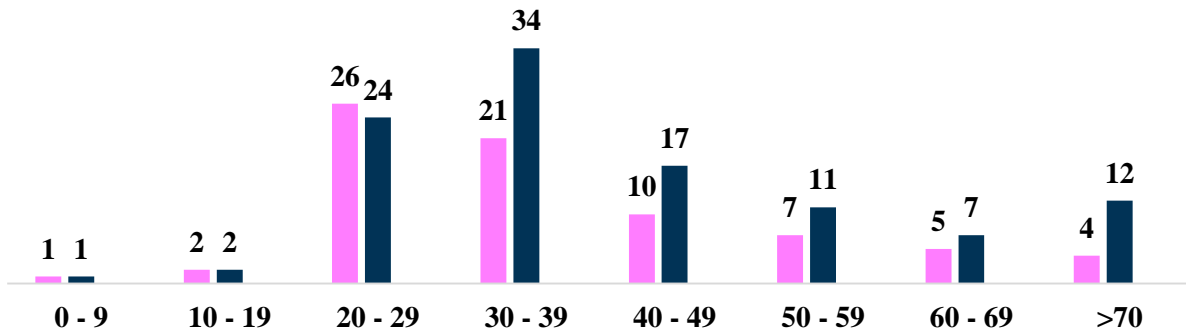


Positive Cases : 177

Female Male Transgender



Recovered Cases : 184



Death Cases : 0

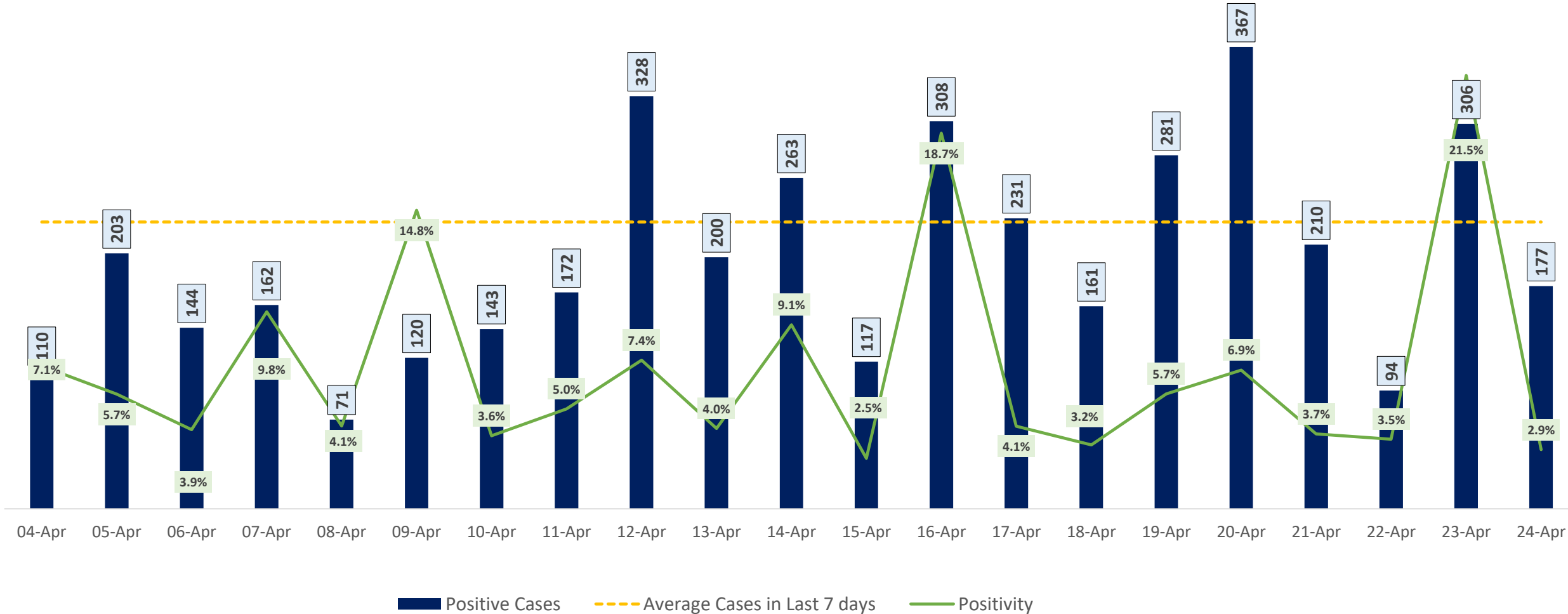
0 to 9 10 to 19 20 to 29 30 to 39 40 to 49 50 to 59 60 to 69 >=70



POSITIVITY RATE OF BENGALURU – LAST 21 DAYS



Average Cases in Last 7 days : 228

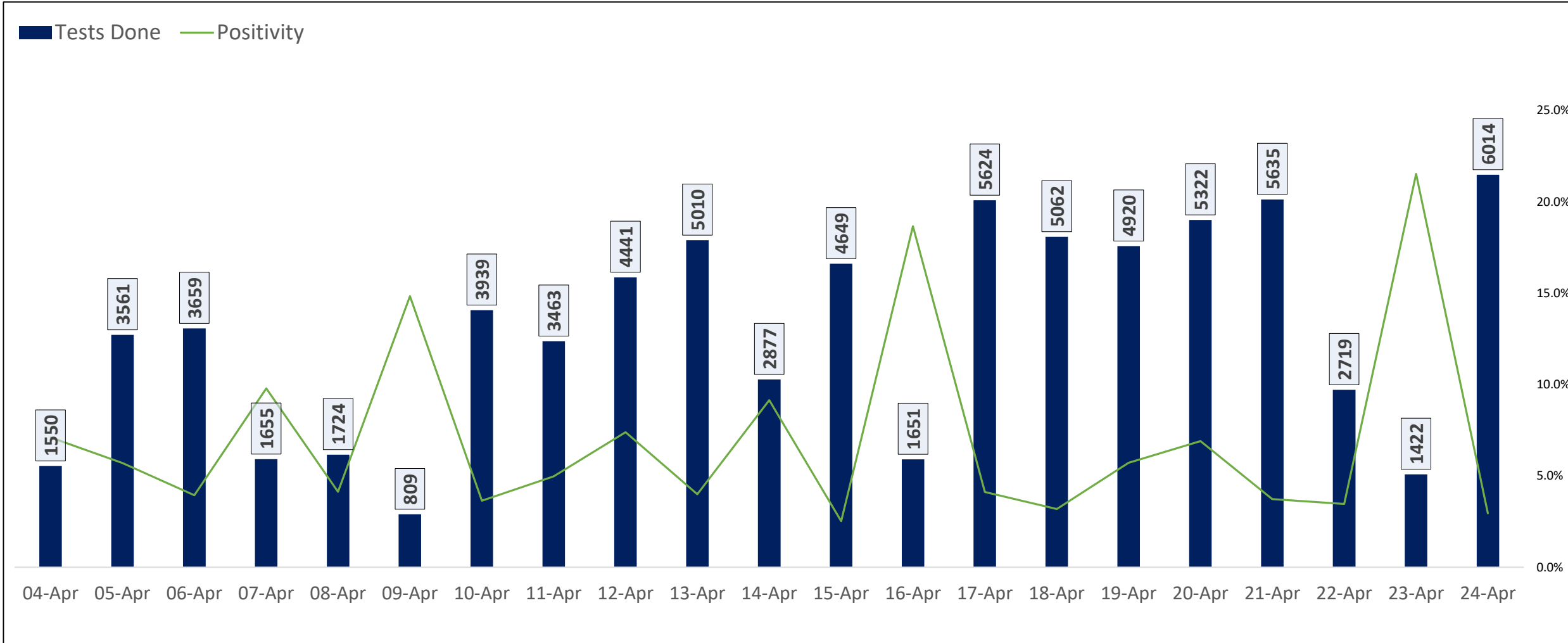




TESTING TRENDS IN BENGALURU

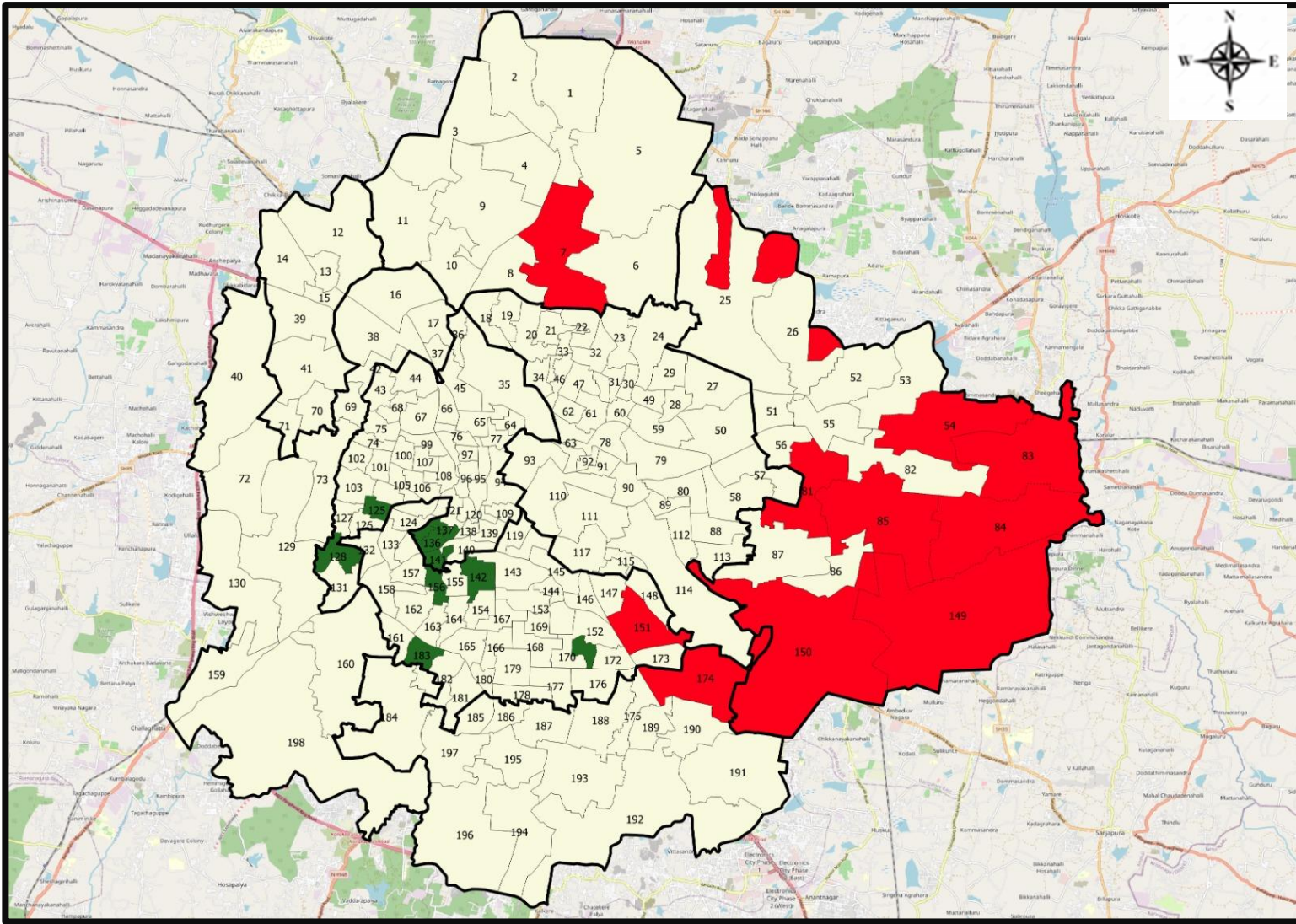


Total Test Conducted Till Date	Test Conducted Last 24 hours	Last 7 Days Average
3,23,07,737	6,014	4,442





BENGALURU URBAN MAP SHOWING TREND OF POSITIVE CASES IN LAST 7 DAYS



Top 10 wards reporting highest number of positive cases in last 10 days

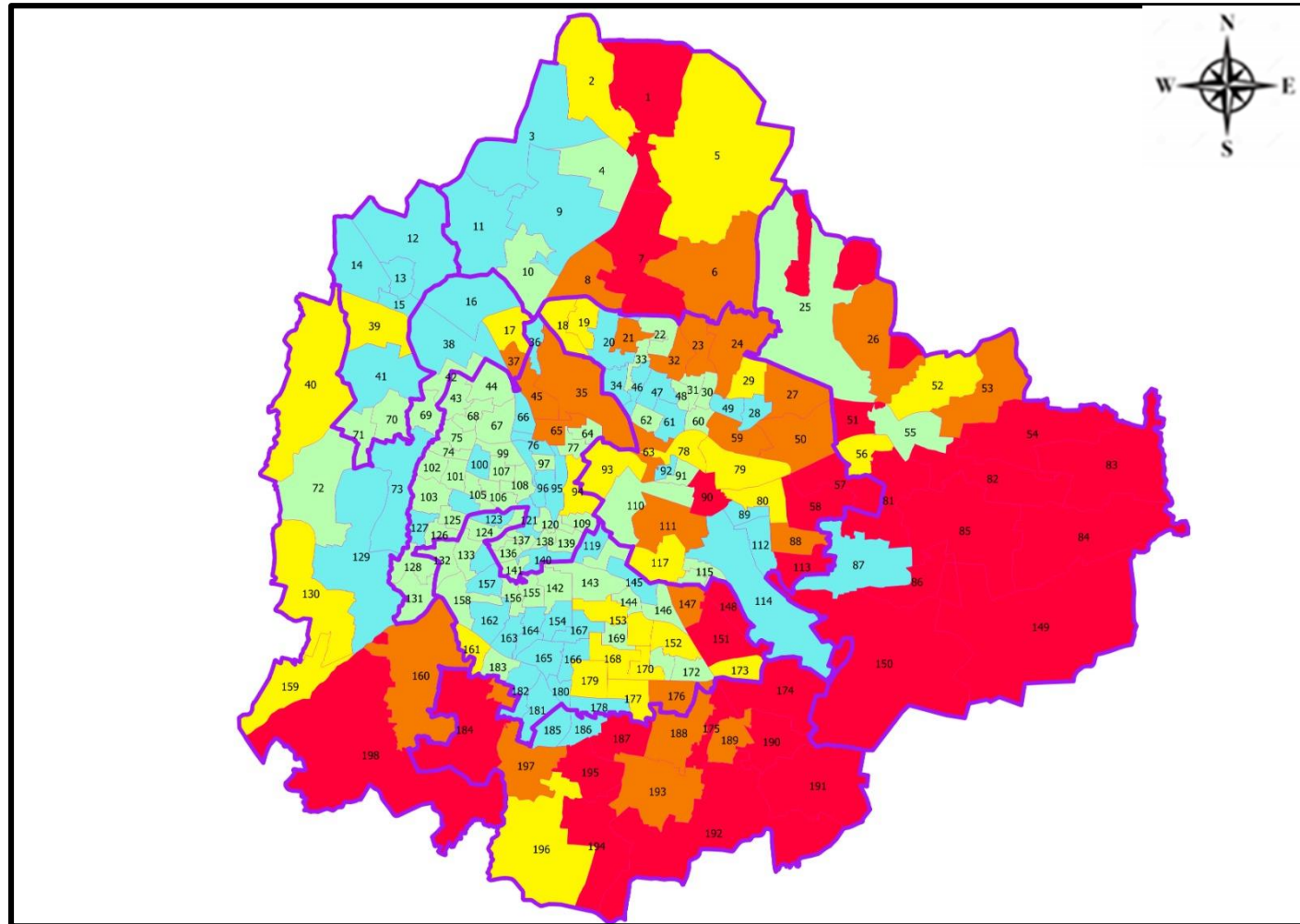
Ward No.	Ward Name	Daily Cases Average
150	Bellanduru	12
174	HSR Layout	11
85	Dodda Nekkundi	6
149	Varthuru	6
7	Byatarayanapura	4
83	Kadugodi	4
54	Hudi	4
84	Hagadur	4
151	Koramangala	3
81	Vijnana Nagar	3







Top 10 wards reporting least number of positive cases in last 7 days

Ward No.	Ward Name	Daily Cases Average
183	Chikkalsandra	0
171	Gurappanapalya	0
156	Srinagara	0
142	Sunkenahalli	0
141	Azad Nagar	0
137	Rayapura	0
136	Jagajivanram Nagar	0
135	Padarayanapura	0
128	Nagarabhavi	0
125	Marenahalli	0



BENGALURU MAP SHOWING INTENSITY OF POSITIVE CASES IN LAST 7 DAYS



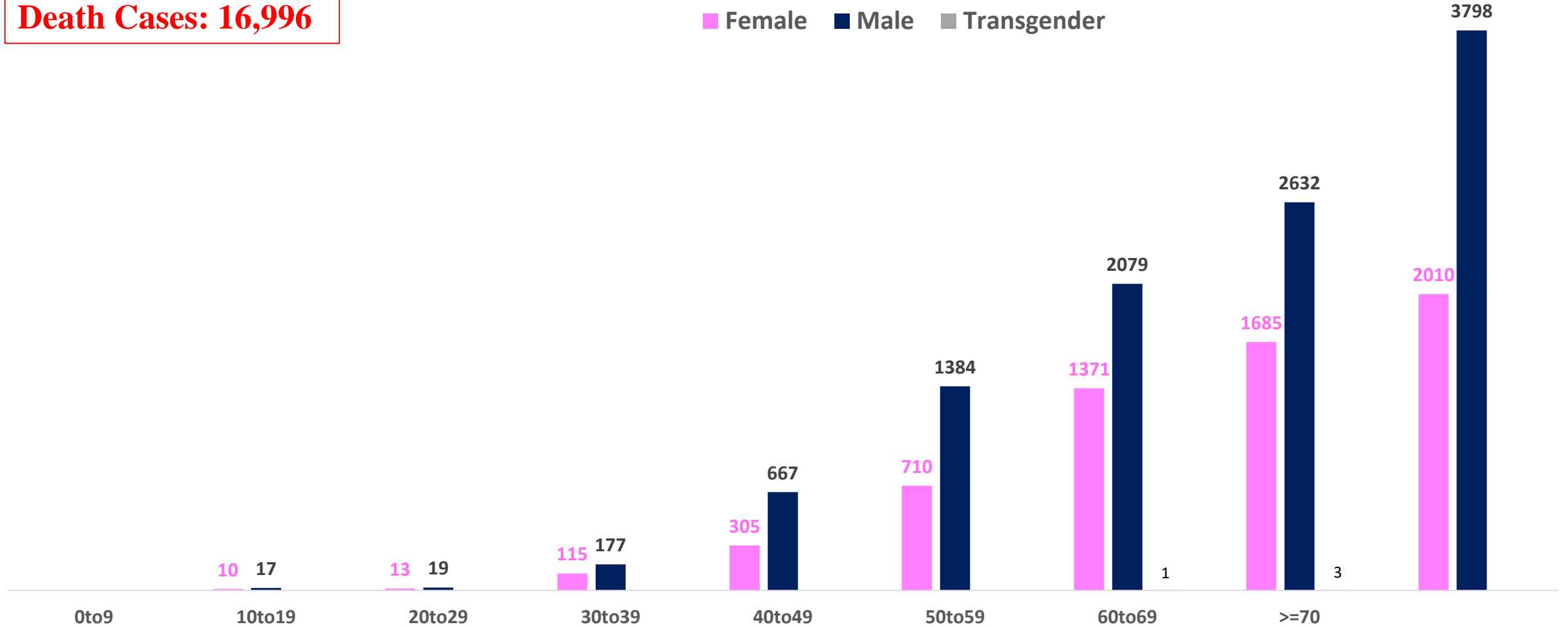
-  **Level 1 : 0 to 1 Cases**
-  **Level 2 : 1 to 3 Cases**
-  **Level 3 : 3 to 5 Cases**
-  **Level 4 : 5 to 10 Cases**
-  **Level 5 : More than 10 Cases**
-  **Zone Boundaries**



AGE AND GENDER WISE DISTRIBUTION OF DEATH CASES



Death Cases: 16,996





SNAPSHOT OF COVID-19 CASES IN BENGALURU URBAN



**Total Wards With
< = 15 Cases* :
181**

**Tests Conducted
on 24.04.2023:
6,014**

**Recovery
Rate*:
99.03%**

**Total
Active Cases :
1,253**

**Total Vaccinated
on 24.04.2023:
17**

**Positivity
Rate* :
5.13%**

**Active
Rate*:
0.07%**

**Case
Fatality Rate* :
0.00%**





*Total positive cases In the past 7 days

*CFR and positivity is for Past 7 days



ಬೃಹತ್ ಬೆಂಗಳೂರು ಮಹಾನಗರ ಪಾಲಿಕೆ
Bruhat Bengaluru Mahanagara Palike



Download BBMP Bulletin	https://apps.bbmpgov.in/covid19/mediabulletin.php
To register for vaccination :	https://selfregistration.cowin.gov.in/
BBMP COVID19 Dashboard:	https://apps.bbmpgov.in/covid19/
Follow us on:	 www.facebook.com/bbmp.comm1/
	 twitter.com/BBMPCOMM
	  BBMPSplHealth

Issued by:

Honorable Chief Commissioner, BBMP
Special Commissioner Health, BBMP
MD, Bengaluru Smart City Limited

THANK YOU !

